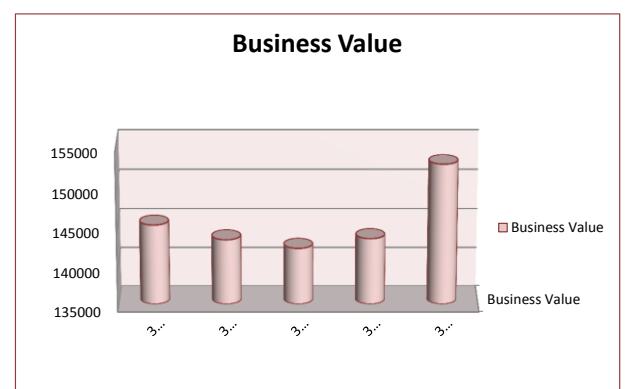
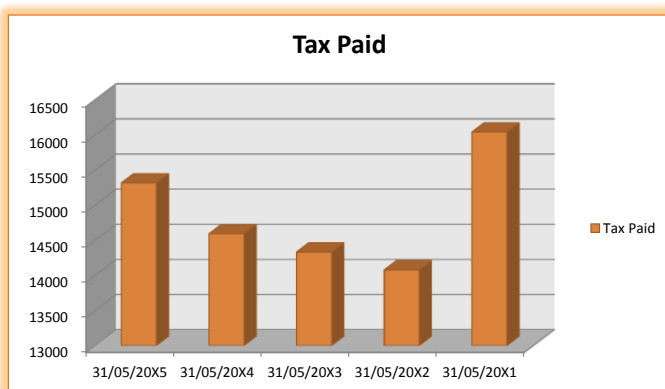
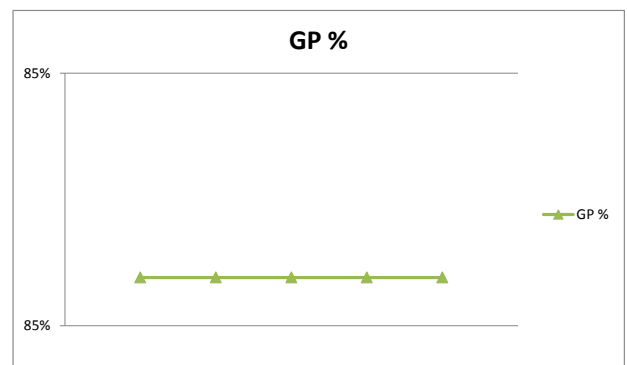
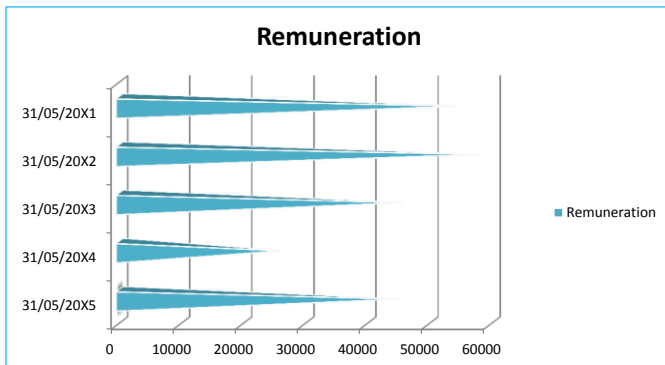
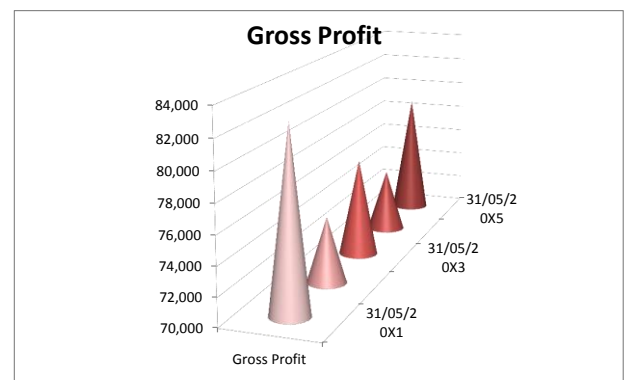
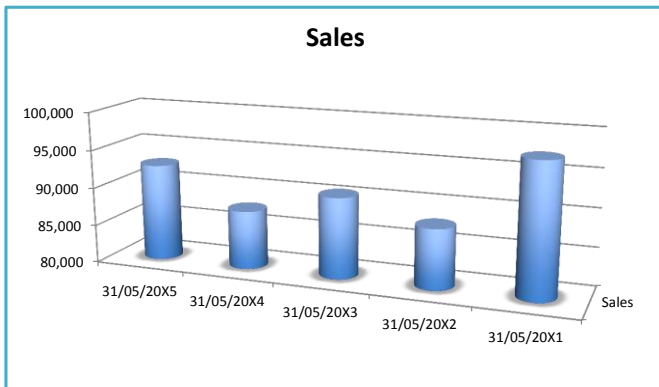


5 Year Trends for

ABC Consultancy Ltd

	31/05/20X5	31/05/20X4	31/05/20X3	31/05/20X2	31/05/20X1
Sales	92,732	87,656	90,587	87,837	97,267
Gross Profit	78,822	74,508	76,999	74,661	82,677
GP %	85.00%	85.00%	85.00%	85.00%	85.00%
Net Profit	76,269	73,228	69,818	66,988	76,354
Remuneration	45,000	26,000	45,700	58,000	54,595
Tax Paid	15,315	14,591	14,333	14,078	16,039
Business Value	145,063	143,194	142,107	143,342	152,708



ASPIRATIONS

BEYOND ACCOUNTANCY